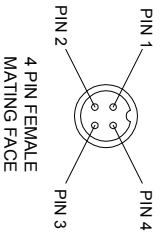
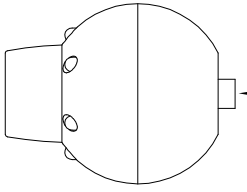


VIEW A

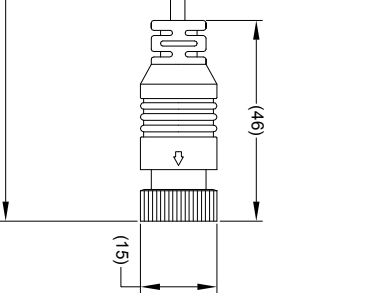
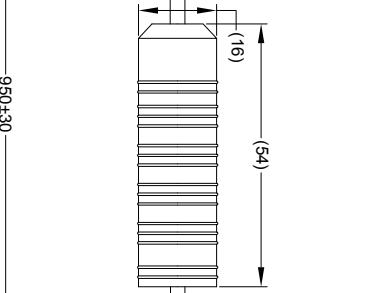
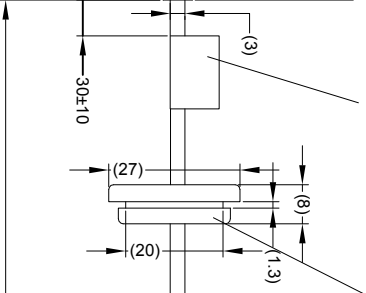
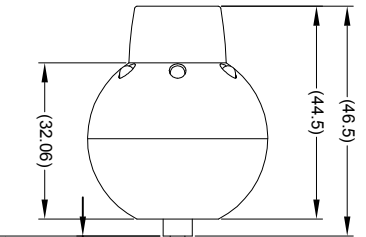
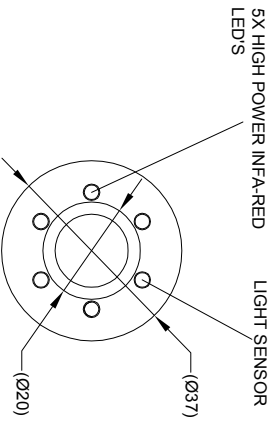
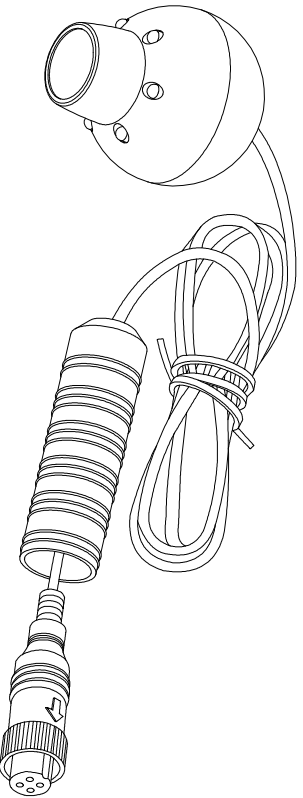
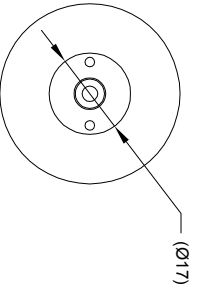


PIN #	WIRE COLOUR	DESCRIPTION
1	RED	+12v
2	BLACK	GND
3	N/C	N/C
4	YELLOW	VIDEO

B



VIEW B



PRODUCT LABEL LOCATION

MOVEABLE GROMMET

950±30

NOTES:

1. FINISH IS BLACK.
2. CAMERA IMAGE: MIRROR.
3. REFER TO PRODUCT SPECIFICATION FOR PRODUCT SPECIFICATION DETAILS.
4. FOR PRODUCT LABEL PLEASE REFER TO LATEST REVISION OF DRAWING BE-002379-00-13.
5. FOR GIFTBOX LABEL PLEASE REFER TO LATEST REVISION OF DRAWING BE-002370-XX-13.

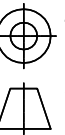
PROPRIETARY NOTICE

THIS DESIGN AND TECHNICAL INFORMATION APPEARING ON THIS DRAWING IS THE PROPERTY OF BRIGADE ELECTRONICS, AND IS DISCLOSED IN CONFIDENCE. IT IS NOT TO BE COPIED, REPRODUCED, REVEALED TO OR EXPLOITED BY OTHERS, EITHER IN WHOLE OR IN PART WITHOUT THE EXPRESS WRITTEN CONSENT OF BRIGADE ELECTRONICS.

Revision Notes:

R1 -	Drawn:-	Checked:-	Approved:-	Date:-
APA:-				

Assembly Pl Approval XHUANG - 19/03/13		Approved by S.MATTHEWS		Checked by B.CHILDS		Drawn by RBATES	
Angle of Projection Third Angle		Units mm	Scale N/A	Released 19/03/13	Assembly Ref 12203006024		



BRIGADE®
www.brigade-electronics.com

Status RELEASED	Part No 4391	Released 19/03/13	Assembly Ref 12203006024
VBV-000C-CM		BE-002344-00-13	